


Pannelli parete in lana di roccia con fissaggio a vista


Wall panels with rock wool insulation and visible joint

Wandpaneele, isoliert mit Mineralwolle, und Befestigung auf Sicht

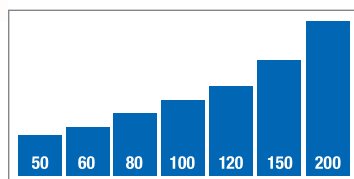
Panneaux de bardage avec isolation en laine de roche et fixation apparente



PARTICOLARE DEL GIUNTO



- Spessore (mm)
- Thickness
- Plattenstärke
- Epaisseur



Spessore Pannello (mm)	Trasmittanza Termica in Accordo UNI EN 14509 A.10 U (W/m ² K)	Coefficiente di Trasmissione Termica Medio Iniziale in Accordo EN ISO 6946 K (W/m ² K)
50	0,76	0,76
60	0,65	0,63
80	0,50	0,48
100	0,40	0,38
120	0,33	0,32
150	0,27	0,25
200	0,20	0,19

DISEGNO TECNICO MEC W.

