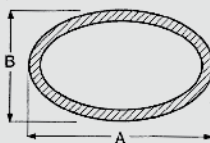


## TUBI A SEZIONI VARIE

OVALE

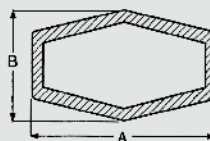
AxB	30	36	40	50	60	31	45	50	60	80
s	15	18	20	25	30	16	20	10	20	45
1,5	0,86	1,05	1,12	1,50	1,87	0,90	1,32	1,29	1,63	
2,0	1,13	1,38	1,47	1,95	2,47	1,19			2,16	
3				2,86	3,63					
4										6,68

## ELLITTICO



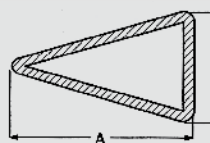
AxB	30	40
s	15	20
1,5	0,83	1,09
2	1,08	1,42

## ROMBOIDE



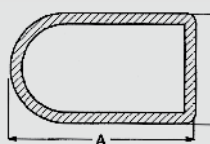
AxB	40
s	20
1,5	1,23
2	1,62

## TRIANGOLO



AxB	30	40	60	60
s	15	22	38	55
1,5	0,86	1,24		
2	1,13	1,63		
3			3,73	4,29

## SEMIOVALE



AxB	30	40	102	80
s	15	20	32	40
1,5	0,97	1,23		2,59
2	1,27	1,62	4,06	

